

V881-V882

INSTRUCTIONS



Please operate strictly according to the Instruction
Don't modify the product randomly, only for indoor use

WARNING:

Apply to AC 220-240V 50Hz.

It is suitable for stable wall or wooden surface.

Do not use the lamp in a high temperature or humid area in order to avoid lamp damage.

The lamp is not designed for dimmer.

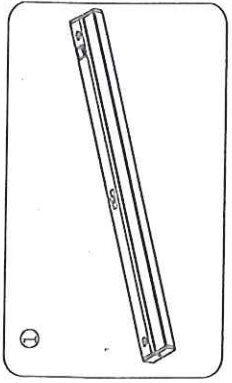
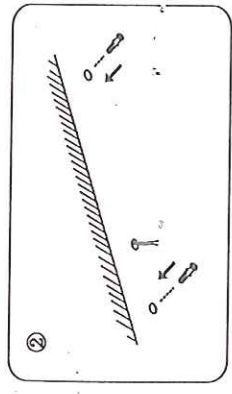
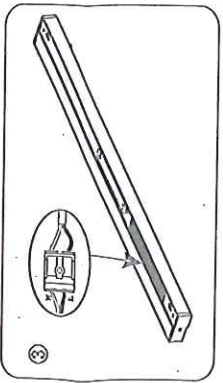
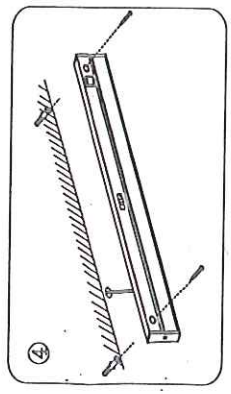

Ask a qualified electrician to inspect or install the lamp to avoid any danger.

Please ask a qualified electrician to maintain or replace the product when component is destroyed or the product work abnormally.

LED lighting source, do not stare at the lights for long time.

Do not open the product, the Led lighting source is irreplaceable.

Attention: please check whether the lamp is fixed and wired properly if the lamp doesn't work while switching on.



Cut off power before installation



MANUAL INSTALLATION

V881